

Set up to cost effective and accurate leveling work

AP-220 LEVEL IS A PERFECT ENTRY LEVEL DESIGNED FOR EASE OF USE AND GUARANTEED PRODUCTIVITY

Features and Benefits

- Very Short Focusing Distance: 0,3m
- Optimal for close range work
- Robust construction: Metal top cover
- Weather and Dust Resistance: IP55
- An easy-to-read horizontal circle
- Magnetic damped automatic compensator for rapid and accurate results
- Light Weight: 1,25 kg

AP-224 (24 x)
AP-228 (28 x)
AP-230 (30 x)

Standard configuration

- Carrying case
- Plumb bob
- User-manual

PENTAX a world-renowned brand with a world-wide service network.



PENTAX

Technical specifications

| AP-220 Series | AP-230 | AP-228 | AP-224 |
|---|--------|-------------------------|--------|
| Telescope | | | |
| Image | | Erect | |
| Magnification | 30x | 28x | 24x |
| Objective Aperture | | φ30 mm | |
| Resolving Power | 3" | 3" | 3.5" |
| Field of view | | 1°20' | |
| Minimum Focus Distance | | 0.3 m | |
| Stadia ratio | | 100 | |
| Stadia constant | | 0 | |
| Accuracy | | | |
| Standard Deviation of 1km double run leveling | 1.5 mm | 1.5 mm | 2 mm |
| Automatic Compensator | | | |
| Working range | | ±15' | |
| Type | | Magnetic | |
| Circular Vial | | | |
| Sensitivity | | 8' / 2mm | |
| Horizontal Circle | | | |
| Minimum division | | 1° / 1gon | |
| Reading system | | Total area 400G/360° | |
| Size and Weight | | | |
| Dimensions | | 130mm x 140mm x L 200mm | |
| Weight | | 1.25 kg | |
| Dust and Water resistance | | IP55 | |

* Specifications are subject to change without notice

* Designs and specifications are subject to change without notice. - Printed in Belgium - FOL-AP220-EN-1501 - © PENTAX 2016

TI Asahi Co., Ltd.
International Sales Department
4-3-4 Ueno Iwatsuki-Ku, Saitama-Shi
Saitama, 339-0073 Japan
Tel.: +81-48-793-0118
Fax: +81-48-793-0128
E-mail: International@tiasahi.com
www.pentaxsurveying.com/en/



Your Official Pentax Dealer

JSIMA
Japan Surveying Instruments Manufacturers' Association

Member symbol of the Japan Surveying Instruments Manufacturers' Association representing the high quality surveying products.

Automatic levels

AP-220 Series x24 | x28 | x30






PENTAX

Basic Applications

AP-224 | AP-228 | AP-230

Simple, accurate, optimal for use in:

- General Building and Construction
- Civil Engineering
- Landscaping
- Agricultural Engineering



Level up with
the PENTAX
AP-220 Series Levels

PENTAX